


Extension module - AXC F IL ADAPT - 1020304

Please be informed that the data shown in this PDF Document is generated from our Online Catalog. Please find the complete data in the user's documentation. Our General Terms of Use for Downloads are valid (<http://phoenixcontact.com/download>)



Right-alignable Inline adapter terminal (INTERBUS master) for one PLCnext Control device for setting up a PLCnext Technology Inline station

Product Description


The Inline adapter terminal (INTERBUS master) is designed to be aligned to the right of an Axioccontrol series PLCnext Control device. The Inline adapter terminal can be used to set up an Inline station for PLCnext Technology and to integrate INTERBUS devices.

Your advantages

- ✓ Inline I/O adapter terminal specifically developed for all PLCnext Control devices of the Axioccontrol series
- ✓ A variety of functional I/Os creates options for flexible automation solutions
- ✓ Convert existing machines and systems to the new, open PLCnext Technology ecosystem
- ✓ Automatic detection of the transmission speed in INTERBUS (500 kbps or 2 Mbps)
- ✓ Up to 63 INTERBUS devices can be connected
- ✓ Diagnostic and status indicators



Key Commercial Data

Packing unit	1 pc
GTIN	 4 055626 510088
GTIN	4055626510088
Weight per Piece (excluding packing)	120.000 g
Custom tariff number	85389099
Country of origin	Germany

Technical data

Note

Extension module - AXC F IL ADAPT - 1020304

Technical data

Note

Utilization restriction	EMC: class A product, see manufacturer's declaration in the download area
-------------------------	---

Dimensions

Width	12.2 mm
Height	119.8 mm
Depth	71.5 mm

Ambient conditions

Ambient temperature (operation)	-25 °C ... 55 °C
Ambient temperature (storage/transport)	-40 °C ... 85 °C
Permissible humidity (operation)	10 % ... 95 % (non-condensing)
Permissible humidity (storage/transport)	10 % ... 95 % (non-condensing)
Air pressure (operation)	70 kPa ... 106 kPa (up to 3000 m above sea level)
Air pressure (storage/transport)	10 kPa ... 106 kPa (up to 3000 m above sea level)
Degree of protection	IP20

Connection data

Designation	Inline connector
Connection method	Spring-cage connection
Conductor cross section solid min.	0.08 mm ²
Conductor cross section solid max.	1.5 mm ²
Conductor cross section flexible min.	0.08 mm ²
Conductor cross section flexible max.	1.5 mm ²
Conductor cross section AWG min.	28
Conductor cross section AWG max.	16
Stripping length	8 mm

General

Mounting type	DIN rail mounting
Net weight	66 g
Diagnostics messages	Bus error in INTERBUS Yes
	Peripheral fault in INTERBUS Yes
Mounting type	DIN rail mounting

Data interfaces

Interface	INTERBUS local bus (master)
Number	1
Connection method	Inline data jumper

Power supply for module electronics

Extension module - AXC F IL ADAPT - 1020304

Technical data

Power supply for module electronics

Current consumption	20 mA
---------------------	-------

Inline potentials

Designation	24 V supply U_{ILC}
Supply voltage	24 V DC -15 % / +20 % (acc. to EN 61131-2)
Current consumption	20 mA
Designation	7.5 V communications power U_L (potential jumper)
Supply voltage	7.5 V DC ± 5 %
Power supply unit	max. 0.8 A DC (observe derating)
Designation	24 V analog supply U_{ANA} (potential jumper)
Supply voltage	24 V DC -15 % / +20 %
Supply voltage range	19.2 V DC ... 30 V DC (including all tolerances, including ripple)
Power supply unit	0.5 A DC (observe derating)
Designation	24 V main supply U_M
Supply voltage	24 V DC -15 % / +20 % (acc. to EN 61131-2)
Supply voltage range	19.2 V DC ... 30 V DC (including all tolerances, including ripple)
Power supply unit	max. 8 A DC (sum of $U_M + U_S$)
Designation	24 V segment supply U_S
Supply voltage	24 V DC -15 % / +20 % (in accordance with EN 61131)
Supply voltage range	19.2 V DC ... 30 V DC (including all tolerances, including ripple)
Power supply unit	max. 8 A (sum of $U_M + U_S$)
Type of protection	Polarity reversal protection of the supply voltage
	Transient protection

Standards and Regulations

Immunity to ESD	Noise immunity test in accordance with EN 61000-6-2 Electrostatic discharge (ESD) EN 61000-4-2/IEC 61000-4-2 EN 61000-4-2 (ESD) Criterion B, 4 kV contact discharge, 8 kV air discharge
Immunity to EF	Noise immunity test in accordance with EN 61000-6-2 Electromagnetic fields EN 61000-4-3/IEC 61000-4-3 EN 61000-4-3 (electromagnetic fields) Criterion A, Field intensity: 10 V/m
Immunity to burst	Noise immunity test in accordance with EN 61000-6-2 Fast transients (burst) EN 61000-4-4/IEC 61000-4-4 EN 61000-4-4 Criterion B, 2 kV
Immunity to surge	Noise immunity test in accordance with EN 61000-6-2 Transient overvoltage (surge) EN 61000-4-5/IEC 61000-4-5 EN 61000-4-5 (surge) Criterion B, DC supply lines: ± 0.5 kV/ ± 0.5 kV (symmetrical/asymmetrical)
Immunity to conducted interference	Noise immunity test in accordance with EN 61000-6-2 Conducted interference EN 61000-4-6/IEC 61000-4-6 EN 61000-4-6 (line noise immunity) Criterion A, Test voltage 10 V
Interference emission	Noise emission test as per EN 61000-6-4

Extension module - AXC F IL ADAPT - 1020304

Technical data

Standards and Regulations

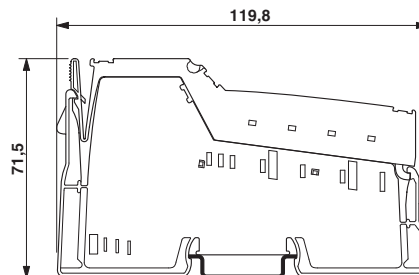
Mechanical tests	Shock in acc. with EN 60068-2-27/IEC 60068-2-27 30g, 11 ms period, half-sine shock pulse
	Continuous shock according to EN 60068-2-27/IEC 60068-2-27 10g
	Vibration resistance in acc. with EN 60068-2-6/IEC 60068-2-6 5g

Environmental Product Compliance

REACH SVHC	Lead 7439-92-1
China RoHS	Environmentally friendly use period: unlimited = EFUP-e
	No hazardous substances above threshold values

Drawings

Dimensional drawing



Classifications

eCl@ss

eCl@ss 10.0.1	27242608
eCl@ss 11.0	27242608
eCl@ss 6.0	27242600
eCl@ss 7.0	27242608
eCl@ss 9.0	27242608

ETIM

ETIM 6.0	EC001604
ETIM 7.0	EC001604

Approvals

Approvals

Extension module - AXC F IL ADAPT - 1020304








Approvals

Approvals

ABS / BV / DNV GL / RINA / LR / UL Listed / cUL Listed / cULus Listed

Ex Approvals

Approval details

ABS		http://www.eagle.org/eagleExternalPortalWEB/	20-1968571-PDA
BV		http://www.veristar.com/portal/veristarinfo/generalinfo/approved/approvedProducts/equipmentAndMaterials	36433/B2 BV
DNV GL		https://approvalfinder.dnvgl.com/	TAA00000DF
RINA		http://www.rina.org/en	ELE030120XG
LR		http://www.lr.org/en	LR2001902TA
UL Listed		http://database.ul.com/cgi-bin/XYV/template/LISEXT/1FRAME/index.htm	FILE E 238705
cUL Listed		http://database.ul.com/cgi-bin/XYV/template/LISEXT/1FRAME/index.htm	FILE E 238705
cULus Listed			

Extension module - AXC F IL ADAPT - 1020304

Accessories

Accessories

Controller

Controller - AXC F 2152 - 2404267



PLCnext Control for the direct control of Axioline F I/Os. With two Ethernet interfaces. Complete with connector and bus base module.